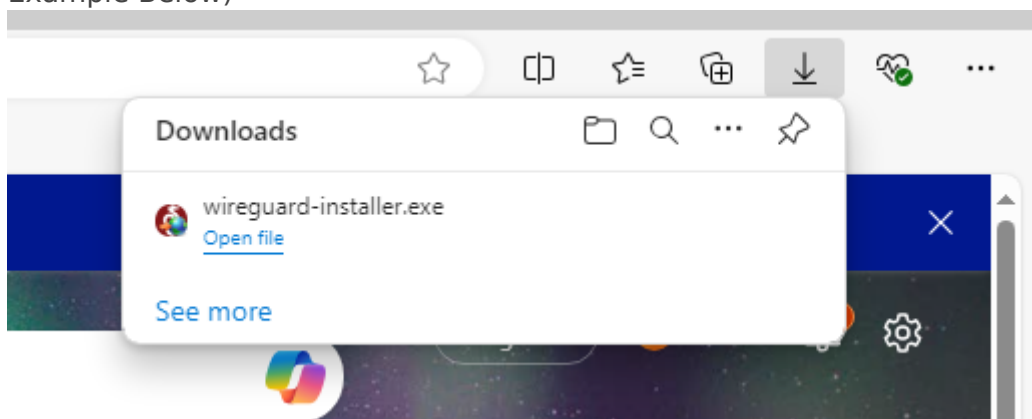


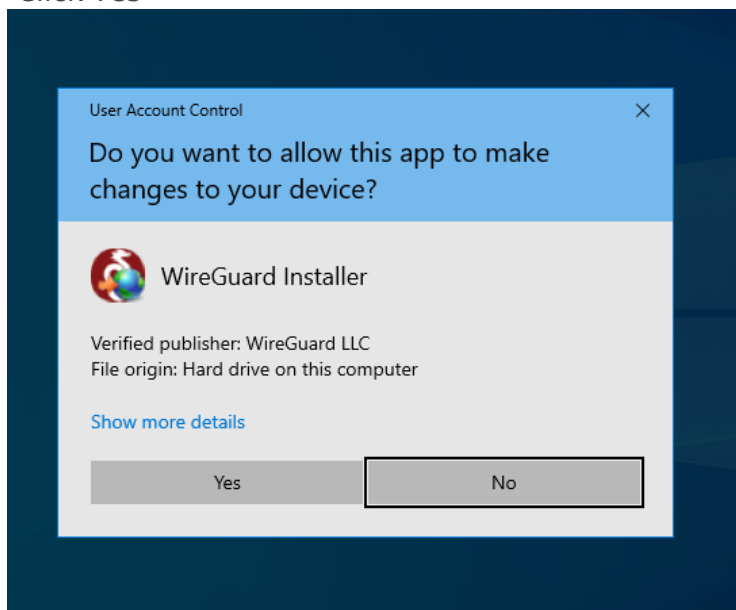
# VPN Guides - Wireguard

## Windows Installation

1. Go to <https://download.wireguard.com/windows-client/wireguard-installer.exe>
2. The file should start downloading, once it's downloaded please open the file (Edge Example Below)






3. Click Yes



4. If the WireGuard GUI opens like below, WireGuard is now installed.

Tunnels Log

Import tunnel(s) from file

 Add Tunnel ▾  

---

Created 2024-08-29 08:35:50 UTC by Harry Green  
Updated 2024-08-29 08:39:54 UTC by Harry Green